
Work First NJ

Quarterly Progress Report
January 2024 - March 2024

State of New Jersey
Department of Human Services
Division of Family Development



Natasha Johnson
Assistant Commissioner

Sarah Adelman
Commissioner

Background

This quarterly report, mandated by the Work First New Jersey (WFNJ) law, is a summary of New Jersey's Temporary Assistance for Needy Families Program and General Assistance Programs. The data elements included in the report are those specified by N.J.S.A. 44:10-41.

Part One: WorkFirst NJ Caseload

Temporary Assistance for Needy Families (TANF)

11,862 families received WFNJ/TANF at the end of March 2024, an increase of 0.01% from the previous quarter.

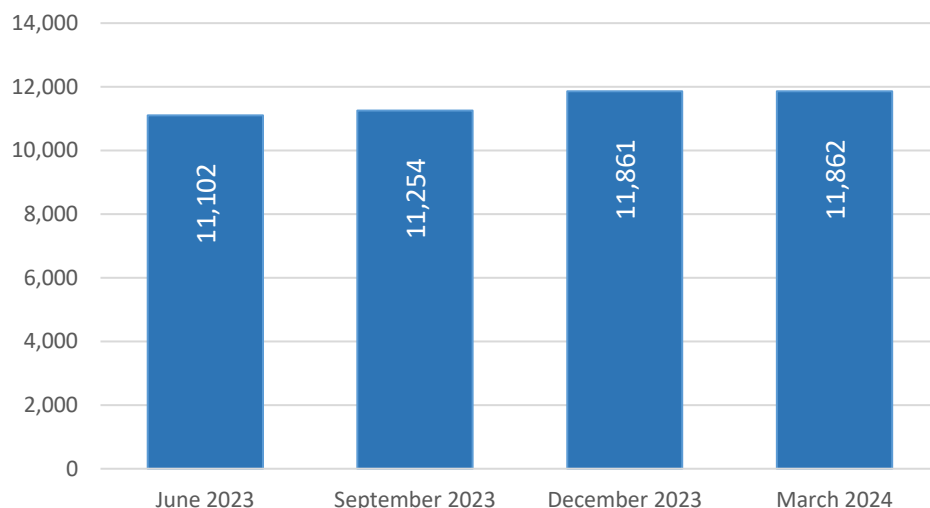


Figure 1: TANF family caseload by quarter.

Client Deferrals and Exemptions

Of the total TANF family caseload (11,862), 6,966 cases (58.73%) had an adult in the household with a mandatory WFNJ/TANF work requirement. 2,203 cases (18.57%) were exempt child-only households and 550 cases (4.64%) had a long-term health deferral. 2,143 cases (18.07%) had some other type of deferral.

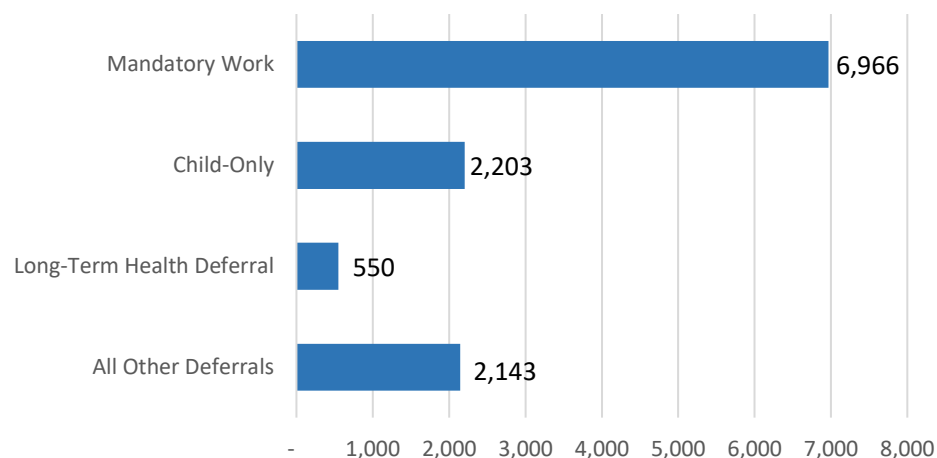


Figure 2: TANF caseload by case status as of March 2024.

General Assistance (GA)

The number of persons receiving General Assistance (GA) at the end of March 2024 was 14,727, an increase of 6.56% from the previous quarter.

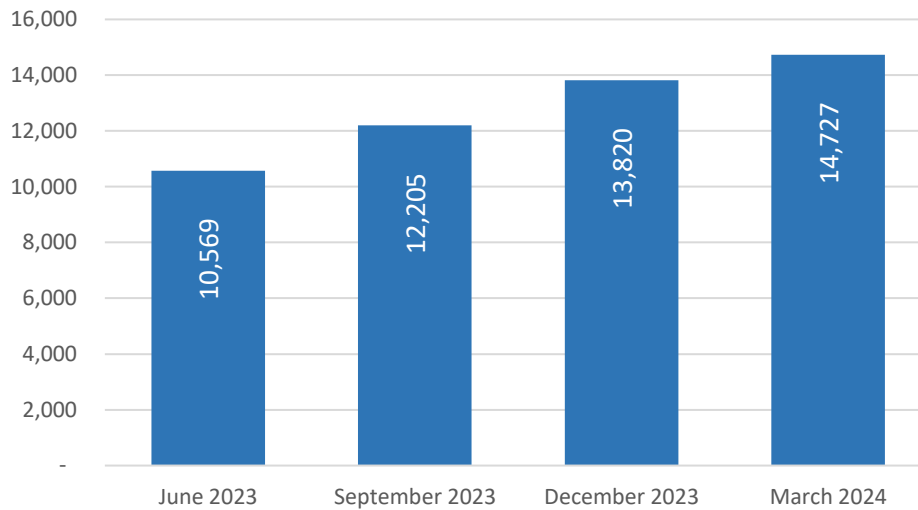


Figure 3: General Assistance (GA) participants by quarter.

Part Two : Employment and Work Preparation

Participation of WFNJ/TANF Clients in Employment-Directed Activities

In March 2024, 2,910 TANF clients were engaged in work activities. 546 (18.76%) of these individuals had begun working but were receiving a partial cash assistance payment due to income disregards.

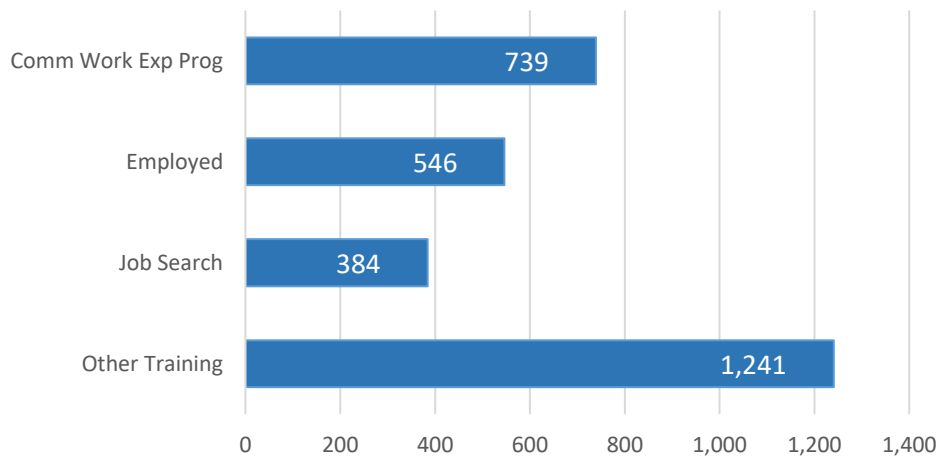


Figure 4: Participation of WFNJ/TANF clients in employment-directed activities.

Federal Participation Requirement

Of the recipients scheduled to participate in the work-directed activities, 611 participated at levels sufficient to satisfy federal requirements.

Cases Closed Due to Employment

During the first calendar quarter, an average of 331 WFNJ/TANF and GA clients per month left the program due to employment. The number of employed TANF and GA recipients trended upward with an increase of 3% from January to March, and an increase of 18% for GA clients.

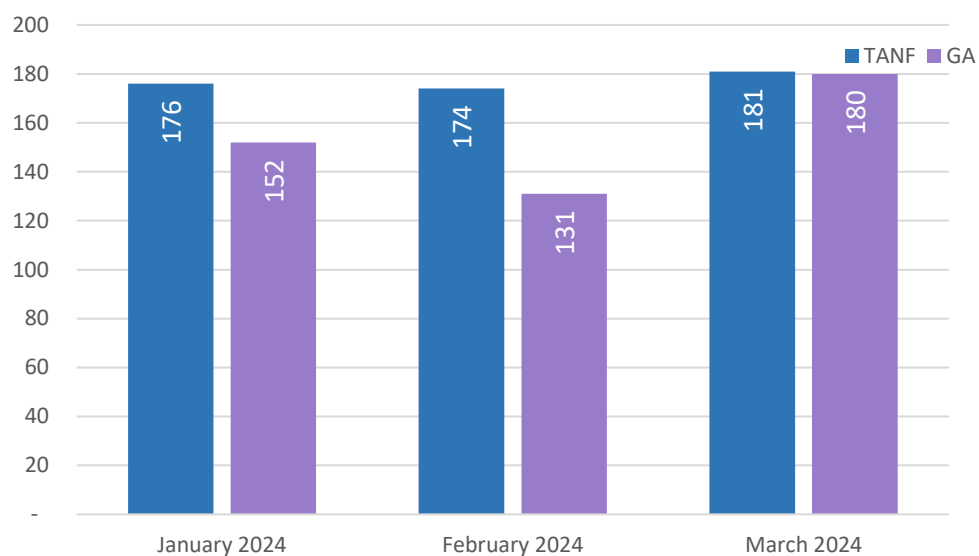


Figure 5 : GA and TANF clients leaving due to employment.

Major Reasons for TANF Case Closings

During the first calendar quarter of 2024, 2,966 TANF cases were closed. 18% of these TANF cases closed due to employment.

Reason for Closing	JAN 24	FEB 24	MAR 24	TOTAL
TANF Sanctions	2	3	1	6
Due to Employment	176	174	181	531
Recipient Withdrawal	55	51	43	149
No Redetermination	84	109	84	277
No Eligible Children	75	62	76	213
Recipient Initiative	197	209	182	588
Moved to Another County	25	18	28	71
Unable to Verify Residence	38	43	34	115
Moved Out of State	18	22	18	58
Unemployment Ins. Benefits	14	14	15	43
60-Month Time Limit	36	14	24	74
Other Closed Cases*	319	241	281	841
	1,039	960	967	2,966

* Primarily unearned income-child support, pension, federal benefits.

Table 1: Major reasons for case closing, January 2024 – March 2024.

Earnings of TANF Recipients

During the first calendar quarter of 2024, WFNJ/TANF recipients who were working earned an average of \$18.33 per hour, an increase of 7% since June 2023.

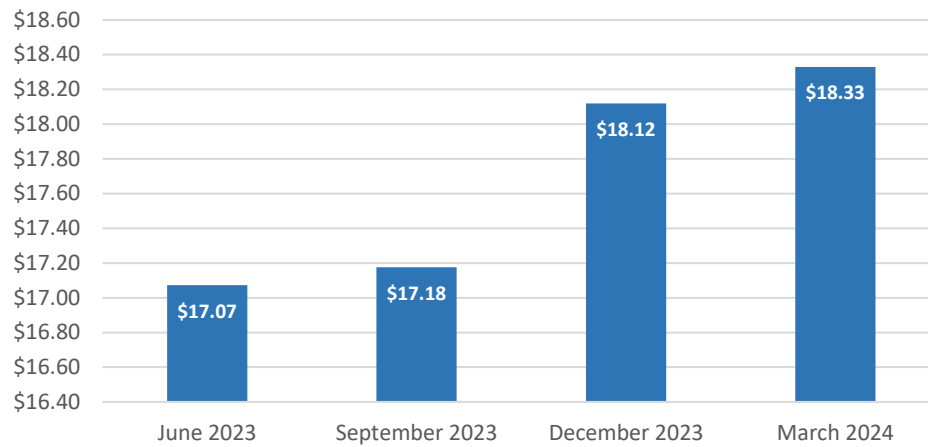


Figure 6: Mean hourly wage of TANF recipients by quarter, June 2023 – March 2024.

Part Three: Child Care

WFNJ/TANF Cases Receiving Child Care Benefits

As of March 2024, over 800 WFNJ/TANF clients received child care benefits. Post-TANF child care benefits were issued to over 200 families who became employed and were no longer receiving cash assistance.

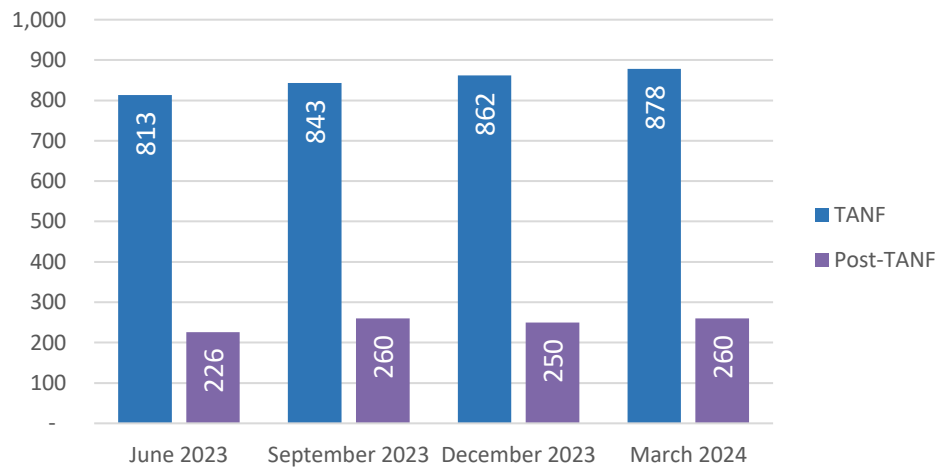


Figure 7: WFNJ/TANF cases receiving child care benefits by quarter.